

## Why Should You Own a HYDROHOIST BOAT LIFT?

Simply put, it's the best and most engineered boat lift in the industry – with the highest resale value.

### LOW MAINTENANCE

- Keeps hull clean
- Prevents marine growth from accumulating on outdrives
- Hull can easily be sprayed off and wiped down when on lift
- Keeps your boat looking new for years to come

### PROTECT YOUR INVESTMENT

- Prevents boat from hitting dock during heavy wake or inclement weather
- Controls water osmosis in hull of boat
- Protects boat and outdrives from electrolysis

### READY TO GO

- Immediate access to the water
- Far superior to trailering or dry stack storage

## Marine Accessories

BOW GUIDECORNER



BUMPERS



HYDROFENDER™



ULTRAFENDER™



PLANK KIT



HYDROLOCKER™



follow us!  

Your authorized HydroHoist® dealer is:

### CUMBERLAND MARINE WORKS

450 Cherokee Dock Rd, Suite 100  
Lebanon TN 37087



## HP<sup>TM</sup> SERIES

HYDROPORT® PWC Docking Platforms

HP Pro®

HP Extreme®

HP EPIC®



- Easily adjustable 5"x2" rollers to accommodate all models of watercraft
- Ultra-tough polyethylene plastic with (EPS marine foam – for increased strength and leak elimination\*)
- Front or side-mount capability for fixed or floating docks
- Up to 2,000 lb. capacity

\*Available on certain models

RESERVE YOUR NEW HYDROHOIST BOAT LIFT CALL TODAY!

- ✓ largest inventory in the area
- ✓ lowest price guarantee
- ✓ financing available WAC
- ✓ trade in value

\*on gently used newer model HydroHoist

615-675-7901

## BOATING MADE EASY!

# CUMBERLAND MARINE WORKS

Raise your boat game with us!



info@cumberlandmarineworks.com  
www.cumberlandmarineworks.com  
615-675-7901


5,000-8,800




10,000-32,000



FRONT MOUNT




SHALLOW WATER



 **HydroHoist**  
BOAT LIFTS





**UltraLift™**  
**SERIES**  
 BY HYDROHOIST® BOAT LIFTS

**America's  
 #1 Boat Lift**



FEATURES	5,000-8,800	10,000-32,000	FRONT MOUNT	SHALLOW WATER
<b>Lifting Capacity</b>	5,000-8,800 lbs.	10,000-32,000 lbs.	4,400-6,500 lbs.	5,000-9,000 lbs.
<b>Drive-in/Back-in</b>	Both	Both	Drive-in Only	Drive-in Only
<b>Dock/Slip Shape</b>	Floating docks with U-shaped slips	Floating docks with U-shaped slips	Floating docks with extra-wide slips	Floating docks with U-shaped slips
<b>Min. Water Depth</b>	48"-60"	78"-84"	84"-94"	22"-25" plus Draft

- Precision-designed, custom-molded, high-impact polyethylene tanks
- Sail boat option available on certain models
- All steel parts above the water in standard installation\*

\*Exceptions may be necessary for proper installation/lifts capacity

